

Visible Light Networking and Sensing

Xia Zhou and Andrew T. Campbell
Department of Computer Science, Dartmouth College
{xia, campbell}@cs.dartmouth.edu

ABSTRACT

We propose for the first time an *integrated Visible Light Communication (iVLC)* system, which combines scalable *VLC networking* and accurate *VLC sensing* of mobile users. To meet this goal, we envision using modulated LED lights for communications between networked devices, while at the same time using the very same lights to accurately identify and track users, and importantly, sense and infer their gestures (*e.g.*, pointing to an object in the room) as a means of collecting user analytics and enabling interactions with objects in smart spaces. Enabling the iVLC vision requires reliable VLC networking and robust VLC sensing. We discuss the key research components and open challenges in realizing this vision. By combining VLC networking and sensing, iVLC opens the way for a new class of context-aware applications and a new HCI paradigm not possible before.

Categories and Subject Descriptors

C.2.1 [Network Architecture and Design]: Wireless communication

Keywords

Visible light communication; Wireless networking; Sensing

1. INTRODUCTION

Mobile computing and communication renovation is accelerating. Within the next two years, the volume of data from mobile devices (*e.g.*, smartphone) will surpass all data generated by wired networks [2]. The advent of new wearable devices (*e.g.*, Google Glass, Samsung smart watch, Fitbit) and health sensors (*e.g.*, biometric sensors printed onto the skin) is placing significant new demands on already limited radio spectrum. Today, people wear Google Glass, smart watches and fitness devices and carry smartphones. Ten years from now, people will likely wear or carry 10s of wireless devices and interact with the Internet and computing infrastructure

(*e.g.*, smart spaces) in markedly different ways. To stave off the spectrum crunch, there is a need for radically different thinking, otherwise the crunch will morph into a crisis.

To address these pressing problems, we envision a new integrated networking and sensing environment for smart spaces (*e.g.*, a room, building, train) based on visible light communications (VLC) that will advance how we can communicate and interact (*e.g.*, advancing HCI). Specifically, our vision is an *integrated VLC networking and sensing for smart spaces (iVLC)*. We imagine that all future indoor spaces will take advantage of the ubiquity of lights as a medium that integrates communication and passive sensing. VLC embeds data into changes in light intensity with such a high frequency that human eyes cannot perceive light changes. Unlike traditional RF radio systems that require complex signal processing for modulating/demodulating signals, VLC uses low-cost, energy-efficient Light Emitting Diodes (LEDs) to transmit data: a VLC transmitter encodes data into light intensity changes, and the receiver recovers the data using a photodetector or light sensor to monitor light changes. VLC has a number of appealing properties. It is secure (*i.e.*, does not penetrate walls, resisting eavesdropping), energy efficient, operates in 390THz – 800THz unregulated spectrum band, and introduces no radio interference to electromagnetic devices. Thus, it holds great potential to help solve the spectrum crunch problem.

To realize this vision, we propose to advance the state of the art in VLC in two new directions:

- **VLC networking:** We consider VLC networking rather than communications over a single VLC link – that is to say, we propose the coordination of large arrays of densely collocated VLC links. While others have considered VLC in outdoor vehicular networks [4, 20] and ad-hoc low-rate networks among LEDs [27], we are the first to propose VLC networking to provide seamless connectivity for mobile devices in indoor smart space environments.
- **VLC sensing:** We propose to use VLC not only for communications but also as a passive sensing medium. Imagine, as a person moves around in a smart space while communicating with their VLC-enabled devices (*e.g.*, smart glasses, watches, phones, tablets), they can also continuously gesture and interact with the room and objects in the room (*e.g.*, a wall mounted display, computers, doors, windows, coffee machine) driven by shadows on the floor created from multiple light sources hitting the person’s body as they gesture – this is akin to making shadow puppets on the floor.

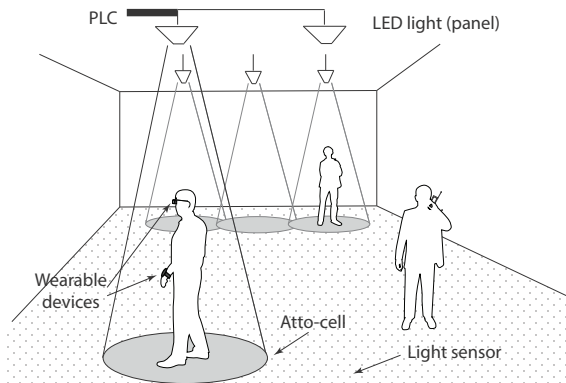


Figure 1: iVLC smart space. LED lights on the ceiling are integrated with power line communication (PLC), and transmit data to smart devices (e.g. glass, watches) carried by users. Light sensors on the floor collect light illuminance data, enabling sensing of user movement and gesture using VLC.

Users gesture in a passive manner similar to using the Kinect [28] in front of a TV, but there are no cameras monitoring the user, just LED lights on the ceiling and light sensors on the floor.

Our vision will help accelerate the deployment of VLC as the next generation wireless technology and potentially stave off the spectrum crunch problem in the long run. It also helps enable ubiquitous connectivity and transform interactions between smart devices and smart spaces. iVLC will lead to deeper understanding of VLC networking, and expand the view of potential VLC applications.

In the rest of this position paper, we will describe in detail the proposed iVLC framework (Section 2), its key research components and research problems (Section 3 and 4). We will summarize related work on VLC in Section 5, and conclude by the potential impact of iVLC in Section 6.

2. iVLC FRAMEWORK

We propose the vision of *integrated VLC networking and sensing for smart spaces (iVLC)*. Figure 1 illustrates an *iVLC smart space* where the ceiling is covered with LEDs and the floor embeds light sensors. To engineer the floor with light sensors, we are encouraged by recent advances on smart fabric [22] that integrates low-cost sensors into the textiles. We envision that in the near future, light sensors can be embedded into the rug, carpet, or even furniture fabric, creating a cost-effective way of deploying light sensors in the environment. User’s devices (e.g., Google Glass and smartphones) use embedded light sensors to decode data from modulated LED lights. The state of the art in VLC is a single VLC link, yet we consider a network of VLC links in the room. Each LED light emits spotlight-like directional light beam, and creates a coverage area called *atto-cell*, where devices within an atto-cell can maintain a minimal data rate r to the light source. LED lights are integrated with Power Line Communication (PLC) technology [15, 8] to fetch data from the Internet. Each LED light is connected to its VLC modulation unit to modulate light signals and transmit data independently. We consider only downlink communications using iVLC. Uplink communications could

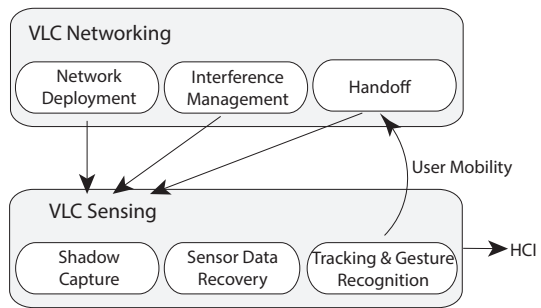


Figure 2: iVLC Framework integrating VLC networking and VLC sensing.

be provided by legacy wireless networks, such as, WiFi¹. As users move around, they move across atto-cells much in the same way users do in cellular networks. Yet since atto-cells (coverage area of 1-10m²) are significantly smaller than cells in cellular networks, user mobility results in frequent switching between atto-cells. The design of an iVLC smart space ensures that the LED light density and associated atto-cells provide sufficient coverage.

A key innovation of iVLC is that we use LED lights not only for communications but also to sense, track, and decode user gestures (e.g., pointing at a screen on the wall). To capture and recognize gestures, we exploit shadows captured by light sensors on the floor. In particular, we propose to separate the shadow component of each light source by embedding identifiers in its light signal. This allows light sensors to measure the illuminance associated with individual light sources. The insight is that some light sources are better positioned to capture the shadow of a gesture, while other light sources can obscure or hide a gesture in the composite shadow (see Figure 3). We say that the VLC networking and sensing systems are integrated because: 1) LED light signals provide identifiers that the sensing system uses to capture and process shadow gestures; and 2) light sensors on the floor provide feedback to VLC networking about user mobility, which augments user handoff across atto-cells. As a result, we describe our vision as iVLC – integrated VLC networking and sensing (see Figure 2).

3. VLC NETWORKING

The first key component of iVLC is VLC networking, which is to provide reliable, always-on VLC connectivity to mobile users across the complete coverage area (e.g., room, building, train). To achieve this goal, we need robust, reliable VLC networks. Existing work on VLC mostly focuses on improving performance of a single VLC link via advanced modulation schemes [25, 9, 29, 30]. Thus, we have to advance knowledge beyond a single VLC link to a network of VLC links. The key challenges we face are as follows.

Mobility Problem. The atto-cell created by each LED light is very small in size (coverage area of 1-10m²). Hence user mobility triggers frequent switches among atto-cells, resulting in connectivity losses and undesired latency. While

¹You might consider that this defeats the purpose of iVLC, but given the current energy constraint of wearables, supporting VLC full-duplex is very challenging. We consider VLC downlinks as the first step, and consider VLC uplinks as future work.

a considerable amount of work has looked at the handoff problem in cellular networks, we face new key challenges caused by atto-cell's significantly smaller size and limited LED light sources.

To address the mobility problem, we propose to use predictive handoff schemes using real-time user tracking information (e.g. user location, moving direction, velocity) from VLC sensing. Based on user's predicted movement, we involve the LED lights that the user is likely to encounter, minimizing the number of LED lights used for each user's handoff while maintaining a smooth transition. Specifically, to track user mobility, we propose a shadow-based tracking method using the VLC sensing system. The key rationale is that the areas under a user's feet are completely blocked by the user body and hence receive the lowest light illuminance intensity. Hence, by aggregating the illuminance data collected by light sensors on the floor, we can infer the user location by identifying the sensors that report the lowest illuminance data. Based on the estimated user locations over time, we can further infer user's moving direction and velocity \vec{v} . These user tracking information then serve as the input to the handoff scheme, allowing us to identify the potential cells that the user is likely to step into. These potential cells can begin transmitting the same data as the main cell, in anticipation of the user moving into the cell. We will examine schemes to determine the metric of picking handoff cells and the number of cells involved in handoff. We also plan to analyze metrics used for the mobile device to make the handoff decision.

Interference Problem. Visible light is diffusive in nature, and creates harmful interference to adjacent VLC receivers. Unlike typical wireless networks (e.g. Wi-Fi), an atto-cell network consists of links that cannot sense each other, because each transmitter is fixed on the ceiling and faces vertically downward to the floor. Hence the conventional carrier sensing scheme simply no longer applies. Furthermore, the receivers are wearable devices on each user's body, and they can be worn at different positions (e.g. head, wrist, hand held). These contexts have different effects on the propagation of visible light, and hence complicate the interference condition.

To address the interference problem, we need to revisit interference modeling for atto-cell networks, and design mechanisms that separate interfering VLC transmissions in either the time or frequency domain. For interference modeling, we will examine both graph-based and SINR-based interference models. We need to take into account the 3D locations of wearable devices, and adapt existing interference models to the optical channel propagation, which is much more complicated than RF channels. Using the interference models, we will design scheduling algorithms that assign different time slots or frequency channels to interfering links. The scheduling algorithms are run in a centralized server connecting to all LED lights. We plan to explore TDMA scheduling algorithms for assigning time slots, and graph coloring algorithms for allocating frequency channels in our context. We can also consider the dynamics of each atto-cell's traffic demands, and design traffic-aware allocation algorithms to match the channel utilization to actual traffic loads.

Network Deployment Problem. Determining the optimal placement and density of LED lights in a smart space is non-trivial, because of the tradeoff between communica-

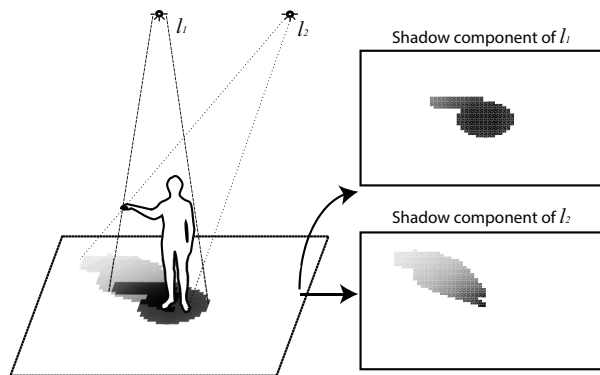


Figure 3: Shadow separation illustrated by our simulator. Two LEDs on the ceiling render a composite shadow map on the floor. The VLC sensing system separates out the shadow components of each light source l_1 and l_2 . The shadow component from l_1 is the most discriminative for the gesture of pointing.

tions coverage and interference. While denser lights provide a better coverage, they also generate stronger interference cumulated from the lights.

To achieve cost-effective atto-cell network deployment, we need algorithms that jointly optimize the density and orientation of LED lights. We can leverage interference modeling to estimate an atto-cell's coverage (i.e. maintaining minimal data rate r) in the presence of interference cumulated from multiple lights. This allows us to identify the minimal density required to maintain rate r in the whole smart space. We can also investigate the impact of LED lights' vertical angle, and the use of passive ambient reflectors to redirect light beam directions and limit the amount of interference they generate.

4. VLC SENSING

The second key component of iVLC is robust VLC sensing, which uses VLC as a sensing medium where users can passively and unobtrusively interact with objects in smart spaces. Unlike prior work that uses cameras [28], sound waves [10], or Wi-Fi signals [3, 23] for gesture recognition, the iVLC framework uses shadows to recognize gestures and track the mobility of users as they freely move around iVLC smart spaces. A key advantage of VLC sensing is that the intelligence needed to decode gestures is embedded in the communication medium (the light) and thus presents no overhead other than the need for passive light sensors deployed on the floor.

In brief, the VLC sensing system works as follows. Light sensors on the floor compute the illuminance of each light source using embedded beacons (e.g., l_1 , l_2). The composite shadow called the shadow map consists of one or more shadow components (Figure 3). The server connected to light sensors computes the shadow map and its shadow components. It then uses a gesture recognition classifier to infer user's gesture (e.g. pointing in a direction). The system continuously tracks users and seeks gestures in real time. Because of the variability of how users gesture and the difference in room setups, we use an offline training to capture shadow maps for a set of distinctive gestures (e.g., point with hand, wave hand, push hand, pull hand, point with

both hands) for diverse users (*e.g.*, body size, age, gender). Shadow components are used to build a mapping template for the gesture recognition system.

We next describe the key problems in VLC sensing and discuss possible solutions.

Shadow Capture Problem. Given multiple LED lights on the ceiling, the illuminance perceived by each light sensor represents a combination of lights from multiple LEDs from different locations. The light mixture diminishes the shadow caused by human body blockage, making shadow capture very challenging.

To address the shadow capture problem, we can leverage the fact that lights are actively communicating via VLC. We propose to embed a unique beacon into the light from each light source, creating a signature for light emitted from this light source. The beacons allow us to separate combined light signals and capture shadow components resulting from individual lights. These shadow components exhibit more distinguishable patterns and provide the basis for gesture recognition.

To demonstrate the feasibility of our idea, we have built a simulator that emulates the impact of human body blockage of light. The input of the simulator includes the room setting (*e.g.*, room size, ceiling height), LED light and light sensor configurations (*e.g.*, transmit power, Field-of-Vision), and the deployment (*e.g.*, location, density) of LED lights and light sensors. The simulator emulates human body parts (*e.g.*, arms, legs) using cylinders, follows the optical channel propagation model in [16], and computes the light illuminance perceived by light sensors on the floor in the presence of a user gesture. By default, we configure LEDs and light sensors as [16].

Using the simulator, Figure 3 compares the composite shadow map under two light sources l_1 and l_2 , and the shadow components corresponding to individual light sources, when the user is making a pointing gesture. Clearly the shadow component of l_1 presents the most distinguishable pattern for recognizing this gesture. To realize the shadow separation, we need to study how to embed beacons into data transmissions with minimal overhead, how to leverage interference management scheme to avoid beacon collisions, and how to capture shadow when multiple users are present.

Gesture Recognition Problem. Different gestures can result in similar shadow maps even with a single light source, and the same gesture can result in slightly different shadow maps for different users. Therefore, it is complex to link an observed shadow map and its components to a gesture with confidence.

To distinguish gestures using shadow maps and shadow components, we can design machine-learning algorithms (*e.g.* k-NN) to identify the best reference light (or a set of reference lights) for each gesture so that the resulting shadow component(s) is the most distinguishable compared to their shadow components of other gestures. We will construct a dictionary of distinctive gestures (*e.g.* point with hand, wave hand, push hand), and use offline training to capture shadow components for a diverse group of users (*e.g.* gender, size) conducting these gestures. These shadow components are used to build a mapping template for the online gesture recognition system. We plan to evaluate image classification algorithms such as Random Forrest for reliable, efficient gesture classification, and adaptive boost algorithm to improve

the classification accuracy. Another interesting problem is to go beyond single-snapshot gestures, and to explore how to aggregate a sequence of gestures and identify user’s consecutive gestures (*e.g.* point and then wave the hand). This capability will open up new opportunities to transform the interactions between users and their environments.

Sensing Data Sparsity Problem. Limited by light sensor’s Field of Vision (FoV) and sensor density, light illumination data collected by light sensors is sparse in nature. This results in low-resolution shadow maps, making gesture recognition more difficult. Thus, we need to recover the full observation data from limited samples.

To address the sparsity problem of sensing data, we use the application of compressive sensing techniques to recover full observations from partial sensing data. We can adapt compressive sensing techniques to shadow capture and gesture recognition. We can also use computer vision algorithms to determine the optimal sensor locations and thus reduce the number of sensing data that need to be recovered.

5. RELATED WORK

VLC Physical Layer. The research group led by Nakagawa at Japan pioneered the early work on VLC [15, 16]. They envisioned the integration of VLC with the power-line communication (PLC) [15] to provide ubiquitous Internet access indoors, and first studied and simulated the propagation properties of VLC in indoor settings [16]. Since then, there have been tremendous efforts on boosting VLC data rate, by either filtering out the yellow light with a slow response time [17], or designing sophisticated modulation schemes (*e.g.*, CSK [25], OFDM [9]), or using MIMO to enable parallel data streams [30]. Recent research breakthrough has achieved 10Gbps data rate using specialized LED lights consisting of arrays of micro-LEDs [1, 29]. To date, this is the fastest VLC system.

Advancements on VLC physical layer techniques are certainly encouraging. Our vision leverages and benefits from these physical layer techniques. While most existing work focuses on single-link performance in a controlled lab environment, our ideas go beyond a single VLC link, and study systems challenges in a VLC network.

VLC Applications. VLC application scenarios span from indoor communication [19], indoor localization [14, 18, 31], screen-camera communication [5, 11, 13, 21], vehicular networks [20, 4], underwater communication [26], to in-flight entertainment [24]. In particular, [20] is the first to build a VLC prototype for vehicular network and examine the networking properties in real outdoor systems. Our proposed research on VLC networking is inspired by this work, and focuses on understanding VLC networking performance in the indoor environment. In [5], Ashok *et al* consider boosting the data rate of screen-camera links via the concept of visual MIMO. In [11], Hao *et al* design a new 2D barcode to address the screen size limitation on a smartphone, and the problem of image blur in mobile environment. In [13], Hu *et al* tackle the problem of imperfect frame synchronization. [27, 7] study LED-to-LED communication.

We are inspired by these VLC applications. We aim to broaden the use case of VLC, and explore the feasibility of using VLC to enable sensing applications and possibly a new paradigm of interactions between users and environments.

Sensing and Gesture Recognition. Active research examines user sensing and gesture recognition using cameras [28], sound waves [10], and wireless RF signals [3, 23]. In [10], Gupta *et al* leverage the Doppler effect of sound waves to identify user gesture. In [23], Pu *et al* extend the idea to Wi-Fi signals. In [3], Adib and Katabi enable Wi-Fi based gesture recognition by leveraging MIMO techniques and treating a moving user as an antenna array. Together with [6], they are good examples of using wireless signals not only for connectivity, but also for sensing. Our vision is to extend the use of VLC to sensing.

6. CONCLUSION

We described our vision of iVLC, a framework integrating VLC networking and VLC sensing for smart spaces. iVLC reuses lights as both a communication and sensing medium, and thus enables users to communicate and interact with smart spaces in a radically different way. We discussed the key research challenges in realizing VLC networking and VLC sensing, and potential solutions. iVLC can have far-reaching impact on networking, sensing, computer vision, and HCI by examining their interplay. Our next step is to explore options for building an experimental platform for iVLC, which consists of LED transmitters used in [12] and light sensors embedded in smart fabric or existing smart devices (*e.g.*, Android Nexus 5 phones, Pebble smart watches). We plan to implement and demonstrate the feasibility of our core ideas using the testbed.

While VLC is attracting significant interests in academia and industry, there is little known about the performance of VLC or how one would build or deploy VLC networks in the workspace or home. There is also little known about the types of applications VLC will enable. VLC has not been positioned as a mobile technology and its applicability and success in this domain is in question. By proposing iVLC, we aim to shine a light on these open issues. The proposed research will accelerate the deployment of VLC as the next-generation wireless communication to enable ubiquitous interactions between smart devices and smart spaces. It will advance our understanding of the necessary algorithmic advances needed to build VLC networks.

7. REFERENCES

- [1] 'Li-fi' via LED light bulb data speed breakthrough. <http://www.bbc.co.uk/news/technology-24711935>.
- [2] Cisco visual networking index: Forecast and methodology, 2011-2016. Cisco White Paper, May 2012.
- [3] ADIB, F., AND KATABI, D. See through walls with WiFi! In *Proc. of SIGCOMM* (2013).
- [4] ARAI, S., ET AL. Experimental on hierarchical transmission scheme for visible light communication using LED traffic light and high-speed camera. In *Proc. of VTC* (2007).
- [5] ASHOK, A., ET AL. Challenge: Mobile optical networks through visual MIMO. In *Proc. of MobiCom* (2010).
- [6] BHARADIA, D., JOSHI, K. R., AND KATTI, S. Full duplex backscatter. In *Proc. of HotNets* (2013).
- [7] DIETZ, P., YERAZUNIS, W., AND LEIGH, D. Very low-cost sensing and communication using bidirectional LEDs. In *Proc. of UbiComp*. 2003.
- [8] ELGALA, H., MESLEH, R., AND HAAS, H. Indoor optical wireless communication: potential and state-of-the-art. *Communications Magazine, IEEE* 49, 9 (2011), 56–62.
- [9] ELGALA, H., MESLEH, R., HAAS, H., AND PRICOPE, B. OFDM visible light wireless communication based on white LEDs. In *Proc. of VTC* (2007).
- [10] GUPTA, S., MORRIS, D., PATEL, S., AND TAN, D. SoundWave: Using the Doppler effect to sense gestures. In *Proc. of CHI* (2012).
- [11] HAO, T., ZHOU, R., AND XING, G. COBRA: Color barcode streaming for smartphone systems. In *Proc. of MobiSys* (2012).
- [12] HU, P., LI, L., PENG, C., SHEN, G., AND ZHAO, F. Pharos: Enable physical analytics through visible light based indoor localization. In *Proc. of HotNets* (2013).
- [13] HU, W., GU, H., AND PU, Q. LightSync: Unsynchronized visual communication over screen-camera links. In *Proc. of MobiCom* (2013).
- [14] KIM, H.-S., ET AL. An indoor visible light communication positioning system using a RF carrier allocation technique. *Journal of Lightwave Technology* 31, 1 (2013), 134–144.
- [15] KOMINE, T., AND NAKAGAWA, M. Integrated system of white LED visible-light communication and power-line communication. *IEEE Transactions on Consumer Electronics* 49, 1 (2003), 71–79.
- [16] KOMINE, T., AND NAKAGAWA, M. Fundamental analysis for visible-light communication system using LED lights. *IEEE Transactions on Consumer Electronics* 50, 1 (2004), 100–107.
- [17] LE-MINH, H., ET AL. 100-Mb/s NRZ visible light communications using a postequalized white LED. *Photonics Technology Letters, IEEE* 21, 15 (2009), 1063–1065.
- [18] LI, L., HU, P., PENG, C., SHEN, G., AND ZHAO, F. Epsilon: A visible light based positioning system. In *Proc. of NSDI* (2014).
- [19] LITTLE, T. D. C., ET AL. Using LED lighting for ubiquitous indoor wireless networking. In *IEEE International Conference on Wireless and Mobile Computing* (2008).
- [20] LIU, C. B., SADEGHI, B., AND KNIGHTLY, E. W. Enabling vehicular visible light communication (V2LC) networks. In *Proc. of VANET* (2011).
- [21] PERLI, S. D., AHMED, N., AND KATABI, D. PixNet: Interference-free wireless links using LCD-camera pairs. In *Proc. of MobiCom* (2010).
- [22] POST, E. R., ORTH, M., RUSSO, P. R., AND GERSHENFELD, N. E-broidery: Design and fabrication of textile-based computing. *IBM Systems Journal* 39, 3.4 (2000), 840–860.
- [23] PU, Q., GUPTA, S., GOLLAKOTA, S., AND PATEL, S. Whole-home gesture recognition using wireless signals. In *Proc. of MobiCom* (2013).
- [24] QUINTANA, C., ET AL. Reading lamp-based visible light communication system for in-flight entertainment. *Consumer Electronics, IEEE Transactions on* 59, 1 (2013), 31–37.
- [25] RAJAGOPAL, S., ROBERTS, R., AND LIM, S.-K. IEEE 802.15.7 visible light communication: modulation schemes and dimming support. *Communications Magazine, IEEE* 50, 3 (2012), 72–82.
- [26] SCHILL, F., ZIMMER, U. R., AND TRUMPF, J. Visible spectrum optical communication and distance sensing for underwater applications. In *In Proc. of Australasian Conference on Robotics and Automation* (2004).
- [27] SCHMID, S., CORBELLINI, G., MANGOLD, S., AND GROSS, T. R. LED-to-LED visible light communication networks. In *Proc. of MobiHoc* (2013).
- [28] SHOTTON, J., ET AL. Real-time human pose recognition in parts from single depth images. In *Proc. of CVPR* (2011).
- [29] TSONEV, D., ET AL. A 3-Gb/s Single-LED OFDM-based Wireless VLC Link Using a Gallium Nitride μ LED. *Photonics Technology Letters, IEEE PP*, 99 (2014), 1–1.
- [30] ZENG, L., ET AL. High data rate multiple input multiple output (MIMO) optical wireless communications using white LED lighting. *Selected Areas in Communications, IEEE Journal on* 27, 9 (2009), 1654–1662.
- [31] ZHANG, W., AND KAVEHRAD, M. Comparison of VLC-based indoor positioning techniques. In *Proc. of SPIE* (2013).